

AQUA SAFE® AQUA AIRE®

PRODUCT CATALOG

ECOLOGICAL TANKS, INC.



2247 Highway 151 North • Downs ville, Louisiana 71234

Phone: (318) 644-0397 • Fax: (318) 644-7257

800-277-8179

www.etiaquasafe.com • Email: sales@etiaquasafe.com



AquaAire:

US Patent Number - 6,827,850; Other Patents Pending

AquaSafe:

US Patent Number - 5,549,818; 5,549,818;

6,096,203; D426,866; D424,659; D423,638; 6,228,258; 10,519,055; 5,549,818;

6,096,203; 0432,638; 6,180,034; D426,866; D424,659; D539,383; D5393,82;

13510,757; 5,549,818; 6,180,004; 6,096,203; D510,757; D539,383;

Other Patents Pending

Our Mission Statement

Providing our customers with the highest quality wastewater products available to ensure not only superior performance and minimal maintenance, but also sustainable treatment systems that help protect our water resources for future generations to come.

From standard configurations to custom implementations, we understand the value of our work & strive to deliver the best service experience to each customer.



ECOLOGICAL TANKS, INC.

Printed 03/2020 © 2020

Index

About Us.....	2	AquaAire® Two Piece Tank Models.....	11
Single AquaSafe® Units	3	AquaAire® Pre-Pump Tank Models	12
Original	3	AquaAire® All-In-One Models.....	13
The “L” Series.....	3	AquaSafe® & AquaAire® (Nitrogen Reduction) Models....	14
The “O” Series.....	4	Fiberglass Tanks.....	15
AquaSafe® CU	4	Fiberglass Pump Tanks	15
AquaSafe® “Duo” Series	5	Linear Air Compressors	16
Original	5	Rotary Air Compressors	16
The “L” Series.....	6	Spray Pumps.....	17
The “O” Series.....	6	Effluent Pumps	17
AquaSafe® “Trio” Series.....	7	Sewage Pumps	17
Original	7	Grinder/Non-Clog Pumps	17
The “L” Series.....	7	Controls	18 & 19
The “O” Series.....	8	Subsurface Drip Tubing.....	20
AquaSafe® Concrete Series.....	9	Headworks Filter Assemblies	20
The Original Series.....	9	Drip Controllers.....	20
The “L” Series.....	9	Drip System Parts.....	21
The “O” Series.....	9	Floats.....	21
AquaSafe® Concrete Pre-Pump Tanks		Replacement Parts/Rebuild Kits.....	22 & 23
& All-In-One Models.....	10	UV Disinfection	24
AquaAire® Concrete A.T.U. Units	11		



From standard configurations to custom implementations, we understand the value of our work and strive to deliver the best service experience to each customer.



ECOLOGICAL TANKS INC.

Ecological Tanks, Inc.
2247 Highway 151 North
Downsville, LA 71234

(318) 644-0397 • (318) 644-7257
www.etiaquasafe.com
Email: sales@etiaquasafe.com

About Us!

Ecological Tanks, Inc. is a Louisiana based manufacturer of fiberglass and concrete NSF certified advanced aerobic treatment systems, including the AquaSafe® and AquaAire®. We offer an extensive line of treatment capacities up to 1500 gpd. Various configurations of A.T.U.'s incorporate Pre-Tanks, pump tanks and chlorination units. We also carry a full line of wastewater accessories, and are a distributor for Pentair and Goulds pumps. Our control panel division, "Control Panel and Alarms," offers a complete line of residential, municipal and commercial wastewater controls. We build controls designed to serve applications ranging from simple lift stations, duplex pump stations, to drip controls for irrigation. We, also build custom control panels to meet specific customer requirements.

Ecological Tanks, Inc., makers of the AquaSafe® and AquaAire® advanced aerobic treatment units, has maintained a leadership role in residential wastewater market since 1994. Both AquaSafe® and AquaAire® are NSF certified to the most current Standard 40 criteria with testing levels far surpassing minimum standards. Both units utilize extended aeration/activated sludge as the treatment process and range in sizes from 500gpd - 1500gpd.

AquaSafe® is a round configured unit and is available primarily in fiberglass (or concrete-depending on location). The AquaSafe® is constructed out of top quality resins and above industry standard thickness for structural integrity. The AquaSafe® has a capacity of two full days of retention time to reduce surge loading. Pre-Tanks and pump tanks can be added to the unit to make a "Duo" or "Trio" unit (limited to 500 - 1000 gpd units) which can be ordered completely wired with components installed in units.

AquaAire® is a concrete rectangular configured unit. Multiple configurations (Pre-Tanks and pump tanks) are available and in many sizes up to 1500 gpd. Most units are a monolithic pour which increases water tightness. The AquaAire® carries a capacity large enough for a day and a half of retention time. High output linears, maintenance free diffusers and simple design are responsible for how well the AquaAire® performs.

For additional information on Ecological Tanks, Inc., or to inquire about distributorships, call (318) 644-0397; or visit our website at www.etiaquasafe.com



GULF COAST TESTING, LLC



AQUA SAFE®

Individual Home Sewage Treatment System. Over 80 Models to Accommodate Your Needs!

Fiberglass Aerobic Treatment Units

Single AquaSafe® Units

Original

Model/ GPD	BOD	Aeration Clarification Volume	Inlet Height	Width	Flange Height
AS500	1.25	1000 gal	70"	66"	76"
AS600	1.50	1190 gal	70"	72"	76"
AS750	1.85	1516 gal	70"	81"	76"
AS1000	2.50	2008 gal	92"	81"	98"
AS1500	3.75	2918 gal	92"	98"	98"

The Standard
by which all
other units
are compared

NSF

- All AquaSafe® units come with approved compressor with either the high-water/compressor fail alarm built on or the alarm built in a separate control panel
- All units are certified to the latest NSF/ANSI Standard 40
- Over 25 years of proven performance
- Easy access and maintenance

The "L" Series

Model/ GPD	BOD	Aeration Clarification Volume	Inlet Height	Width	Flange Height
AS500L	1.25	908 gal	54"	72"	60"
AS600L	1.50	1058 gal	63"	72"	69"
AS800L	2.50	1516 gal	70"	81"	76"
AS1100L	2.75	2008 gal	92"	81"	98"

Short
Height

NSF

- Low profile shallow dig
- Easy to install



AQUA SAFE®


FIBERGLASS

Single AquaSafe® Units

The "O" Series

Model/ GPD	BOD	Aeration Clarification Volume	Inlet Height	Width	Flange Height
ASO500	1.25	762 gal	54"	66"	60"
ASO600	1.50	908 gal	54"	72"	60"
ASO750	1.85	1190 gal	70"	72"	76"
ASO1000	2.50	1516 gal	70"	81"	76"
ASO1500	3.75	2008 gal	92"	81"	98"

- Short System
- Easy to Assemble
- Easy to install



AquaSafe® "CU"

The AquaSafe® CU Models are fiberglass round tank configurations comprised of an aeration mixing compartment, center clarifier compartment, and a 68 gallon attached disinfection tank. The result of the AquaSafe® process is a clear, odorless effluent discharge, which meets and exceeds state and national water quality standards.

Model/ GPD		BOD	Aeration Clarification Volume	Inlet Height	Width	Flange Height	Length
AS500	CU	1.25	1000 gal	70"	66"	76"	98"
AS600	CU	1.50	1190 gal	70"	72"	76"	105"
AS750	CU	1.85	1516 gal	70"	81"	76"	113"
AS500L P5	CU	1.25	908 gal	70"	72"	60"	167"
AS500L-EZ	CU	1.25	908 gal	54"	72"	60"	105"
AS600L-EZ	CU	1.50	1058 gal	63"	72"	69"	105"
ASO500	CU	1.25	762 gal	54"	66"	60"	98"
ASO600	CU	1.50	1190 gal	54"	72"	60"	105"
AS750	CU	1.85	1190 gal	70"	72"	76"	105"

- Easy to install
- Chlorine contact chamber included which makes installation easier



AQUA SAFE®

FIBERGLASS

AquaSafe® "Duo" Series


The AquaSafe® "Duo Series" are all fiberglass round tank configurations comprised of an aeration mixing compartment, a center settling or clarifier compartment, and an attached pre/pump tank with optional chlorination device and effluent filter. The result of the AquaSafe® process is a clear, odorless effluent discharge, which meets and exceeds state and national water quality standards.

The "Original" Series

Model/ GPD	BOD	Aeration Clarification Volume	Inlet Height	Width	Flange Height	Length
500 gpd Duo Pre-Tank Models						
AS500 + 5	1.25	1000 gal	70"	66"	76"	126"
AS500 + 75	1.25	1000 gal	70"	66"	76"	140"
500 gpd Duo Pump-Tank Models						
AS500 + 3	1.25	1000 gal	70"	66"	76"	113"
AS500 + 5	1.25	1000 gal	70"	66"	76"	126"
AS500 + 75	1.25	1000 gal	70"	66"	76"	140"
AS500 + 1000	1.25	1000 gal	70"	66"	76"	147"
600 GPD DUO PUMP-TANK MODELS						
AS600 + 5	1.50	1190 gal	70"	72"	76"	132"
AS600 + 75	1.50	1190 gal	70"	72"	76"	146"
AS600 + 1000	1.50	1190 gal	70"	72"	76"	153"
750 GPD DUO Pre-Tank MODELS						
AS750 + 5	1.85	1516 gal	70"	81"	76"	144"
AS750 + 75	1.85	1516 gal	70"	81"	76"	153"
750 GPD DUO PUMP-TANK MODELS						
AS750 + 5	1.85	1516 gal	70"	81"	76"	144"
AS750 + 75	1.85	1516 gal	70"	81"	76"	153"
AS750 + 1000	1.85	1516 gal	70"	81"	76"	162"



**Easy installs,
just dig one
hole!**



NOTE: Pre-Tank Models/Pump Tank Models

+3 denotes 300 gal F/G tank (attached)

+75 denotes 750 gal F/G tank (attached)

+5 denotes 500 gal F/G tank (attached)

+1000 denotes 1000 gal F/G tank (attached)

AQUA SAFE®

FIBERGLASS

AquaSafe® "Duo" Series (continued)


The "L" Series

Model/ GPD	BOD	Aeration Clarification Volume	Inlet Height	Width	Flange Height	Length
500 gpd Duo Pre-Tank Models						
AS500L + 5	1.25	908 gal	54"	72"	60"	142"
AS500L + 75	1.25	908 gal	54"	72"	60"	144"
500 gpd Duo Pump-Tank Models						
AS500L + 3	1.25	908 gal	54"	72"	60"	131.5"
AS500L + 5	1.25	908 gal	54"	72"	60"	142"
AS500L + 75	1.25	908 gal	54"	72"	60"	149"
AS500L + 1000	1.25	908 gal	54"	72"	60"	159"



The "O" Series

Model/ GPD	BOD	Aeration Clarification Volume	Inlet Height	Width	Flange Height	Length
500 gpd Duo Pre-Tank Models						
ASO500 + 5	1.25	762 gal	54"	66"	60"	136"
ASO500 + 75	1.25	762 gal	54"	66"	60"	143"
500 gpd Duo Pump-Tank Models						
ASO500 + 3	1.25	762 gal	54"	66"	60"	125"
ASO500 + 5	1.25	762 gal	54"	66"	60"	136"
ASO500 + 75	1.25	762 gal	54"	66"	60"	143"
ASO500 + 1000	1.25	762 gal	54"	66"	60"	153"
ASO600 + 3 DUO	1.50	908 gal	54"	66"	60"	132"



NOTE: Pre-Tank Models/Pump Tank Models

+3 denotes 300 gal F/G tank (attached)

+75 denotes 750 gal F/G tank (attached)

+5 denotes 500 gal F/G tank (attached)

+1000 denotes 1000 gal F/G tank (attached)

AQUA SAFE®

FIBERGLASS

AquaSafe® "Trio" Series

The AquaSafe® "TRIO Series" is a four compartment fiberglass tank configuration with a disinfection device. The TRIO model is comprised of a forward pretreatment tank, an aeration mixing zone, a settling or clarifier compartment, and a rear pump tank compartment.

The "Original" Series

Model/ GPD	BOD	Aeration Clarification Volume	Inlet Height	Width	Flange Height	Length
500 gpd f/g Trio Models						
AS500 5 + 3	1.25	1000 gal	70"	66"	76"	172"
AS500 5 + 5	1.25	1000 gal	70"	66"	76"	185"
AS500 5 + 75	1.25	1000 gal	70"	66"	76"	194"
600 gpd f/g Trio Models						
AS600 5 + 5	1.50	1190 gal	70"	72"	76"	187"
AS600 5 + 75	1.50	1190 gal	70"	72"	76"	192"
AS600 75 + 75	1.50	1190 gal	70"	72"	76"	200"
750 gpd f/g Trio Models						
AS750 5 + 5	1.85	1516 gal	70"	81"	76"	200"
AS750 5 + 75	1.85	1516 gal	70"	81"	76"	207"
AS750 75 + 75	1.85	1516 gal	70"	81"	76"	215"



The standard
by which
all other units are
compared.



The "L" Series

Model/ GPD	BOD	Aeration Clarification Volume	Inlet Height	Width	Flange Height	Length
500 gpd f/g Trio Models						
AS500L 5 + 3	1.25	908 gal	54"	72"	60"	193"
AS500L 5 + 5	1.25	908 gal	54"	72"	60"	202"
AS500L 5 + 75	1.25	908 gal	54"	72"	60"	210"



NOTE:

Pre-Tank Models/Pump Tank Models

+3 denotes 300 gal F/G tank (attached)

+5 denotes 500 gal F/G tank (attached)

+75 denotes 750 gal F/G tank (attached)

+1000 denotes 1000 gal F/G tank (attached)



AQUA SAFE®


FIBERGLASS

AquaSafe® "Trio" Series (continued)

The "O" Series

Model/ GPD	BOD	Aeration Clarification Volume	Inlet Height	Width	Flange Height	Length
ASO500 5 + 5	1.25	762	54"	66"	60"	195"
ASO500 5 + 75	1.25	762	54"	66"	60"	204"
ASO600 5 + 5	1.50	908	54"	72"	60"	202"
ASO600 5 + 75	1.50	908	54"	72"	60"	210"
ASO750 75 + 75	1.85	1190	70"	72"	76"	199"
ASO1000 75 + 75	2.50	1516	70"	81"	76"	215"

**EASY INSTALL
&
MAINTENANCE**



NOTE: Pre-Tank Models/Pump Tank Models

+3 denotes 300 gal F/G tank (attached)

+75 denotes 750 gal F/G tank (attached)

+5 denotes 500 gal F/G tank (attached)


+1000 denotes 1000 gal F/G tank (attached)

AQUA SAFE®

CONCRETE


The "Original" Series

Model/ GPD	BOD	Aeration Clarification Volume	Inlet Height	Width	Height w/ 3" Lid
AS500 - C	1.25	1000 gal	73"	72"	82"
AS600 - C	1.50	1190 gal	73"	78"	82"
AS750 - C	1.85	1516 gal	73"	87"	82"
AS1000 - C	2.50	2008 gal	95"	87"	104"




The "L" Series

Model/ GPD	BOD	Aeration Clarification Volume	Inlet Height	Width	Height w/ 3" Lid
AS500L - C	1.25	908 gal	57"	78"	66"
AS600L - C	1.5	1058 gal	66"	78"	75"
AS1100L - C	2.75	2008 gal	95"	87"	104"



The "O" Series

Model/ GPD	BOD	Aeration Clarification Volume	Inlet Height	Width	Height w/ 3" Lid
ASO - 500 C	1.25	762 gal	57"	72"	66"
ASO - 600 C	1.50	907 gal	57"	78"	66"
ASO - 750 C	1.85	1190 gal	73"	78"	82"
ASO - 1000 C	2.50	1516 gal	73"	87"	82"
ASO - 1500 C	3.75	2008 gal	95"	87"	104"



AQUA SAFE®

CONCRETE

AquaSafe® Concrete Pre-Pump Tank Models

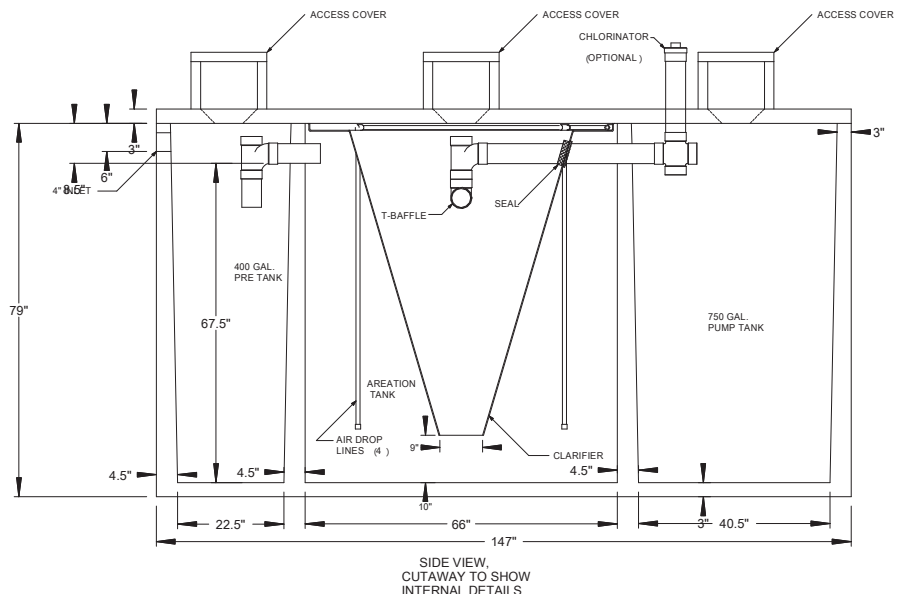
Model/ GPD	BOD	Aeration Clarification Volume	Inlet Height	Width	Height w/ 3" Lid	Length
AS500L - C + 5 Pre	1.25	908 gal	57"	78"	66"	121.5
AS500L - C + 5 Pump	1.25	908 gal	57"	78"	66"	121.5

AquaSafe® Concrete All-In-One Models

Model/ GPD	BOD	Aeration Clarification Volume	Inlet Height	Width	Height w/ 3" Lid	Length
AS500 4 + 75 - C	1.25	1000 gal	73"	72"	82"	147.00
AS500 L 4 + 75 - C	1.25	908 gal	66"	78"	66"	167.00
ASO600 4 + 75 - C	1.50	908 gal	66"	78"	66"	167.00
ASO500 5 + 6 - C	1.25	762 gal	66"	72"	66"	159.00



**The Original
All-In-One Oval
Ended Concrete
Plant - 98.6%
Reduction of
CBOD & TSS!**



NOTE: Pre-Tank Models/Pump Tank Models
 +3 denotes 300 gal F/G tank (attached)
 +75 denotes 750 gal F/G tank (attached)

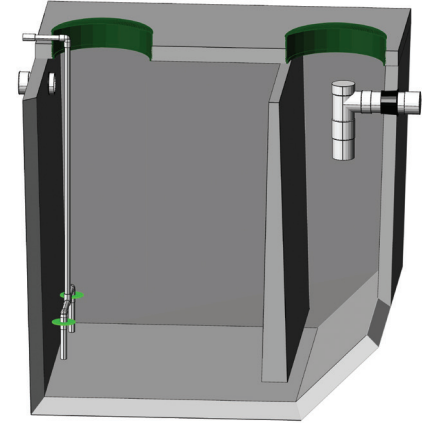
+5 denotes 500 gal F/G tank (attached)
 +1000 denotes 1000 gal F/G tank (attached)

AQUA AIRE®

CONCRETE

AquaAire® Concrete A.T.U. Units

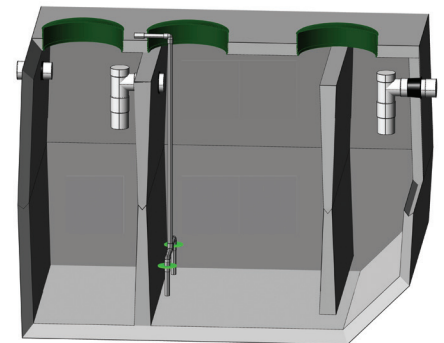
Model/ GPD	BOD	Aeration Clarification Volume	Inlet Height	Width	Height w/ 3" Lid	Length
AA500	1.25	748 gal	57"	63"	67"	71"
AA600	1.50	857 gal	57"	63"	67"	80.5"
AA750	1.85	1076 gal	57"	63"	67"	100.5"
AA800	2.00	1155 gal	59"	74"	69"	87"
AA1000	2.50	1420 gal	57"	74"	67"	114"
AA1200	3.00	1751 gal	70"	89"	80"	89"
AA1500	3.75	2216 gal	67"	74"	77"	134"



**For Your
Peace of
Mind!**

AquaAire® Two Piece Tank Models

Model/ GPD	BOD	Aeration Clarification Volume	Inlet Height	Width	Height w/ 3" Lid	Length
AA500T	1.25	714 gal	57"	60"	67"	65.5"
AA750T	1.85	1025 gal	57"	60"	67"	94"
AA1500T	3.75	2207 gal	67"	75"	77"	131"

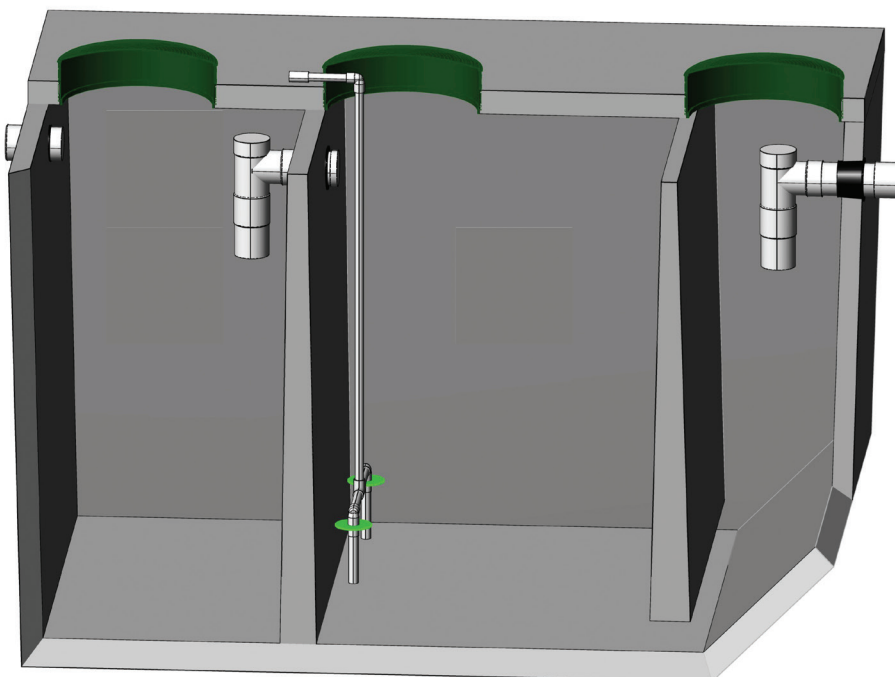


AQUA AIRE®

AquaAire® Pre-Pump Tank Models

Model/ GPD	BOD	Aeration Clarification Volume	Inlet Height	Width	Height w/ 3" Lid	Length
500 gpd with 325 Gallon Pre-Tank						
AA500-32T	1.25	748 gal	57"	60"	67"	94"
500 gpd with 350 Gallon Pre-Tank						
AA500-35	1.25	748 gal	57"	64"	67"	103"
600 gpd with 500 Gallon Pre-Tank						
AA600-50	1.50	857 gal	57"	64"	67"	126"
800 gpd with 650 Gallon Pre-Tank						
AA800-65	1.85	1025 gal	57"	75"	69"	133"
800 gpd with 1096 Gallon Pre-Tank						
AA800-0110	1.85	1025 gal	57"	75"	69"	160"
1200 gpd with 1625 Gallon Pre-Tank						
AA1200-00160	3.0	1751 gal	70"	89"	80"	162.5"

**Odor
Free
Discharge!**



**Easy
Maintenance**

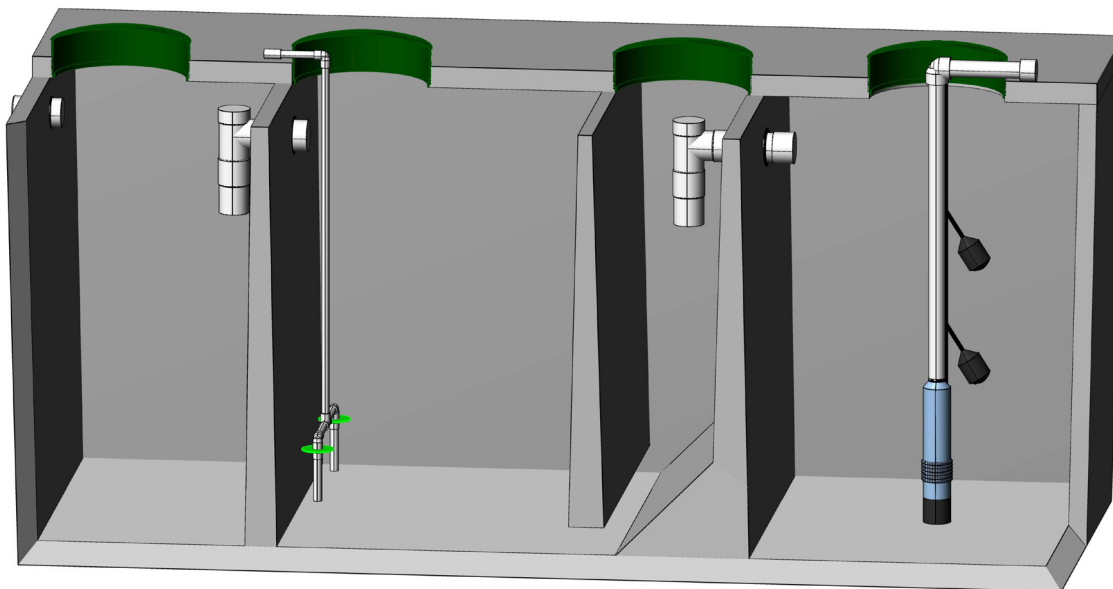
AQUA AIRE®

AquaAire® All-In-One Models

Model/ GPD	BOD	Aeration Clarification Volume	Inlet Height	Width	Height w/ 3" Lid	Length
500 gpd with 325 Gallon Pre-Tank & 300 Gallon Pump						
AA500-3230	1.25	748 gal	57"	60"	67"	126.75"
500 gpd with 350 Gallon Pre-Tank & 300 Gallon Pump						
AA500-3530	1.25	748 gal	57"	64"	67"	130"
600 gpd with 400 Gallon Pre-Tank & 750 Gallon Pump						
AA500-3575	1.25	748 gal	57"	64"	67"	166.5"
500 gpd with 400 Gallon Pre-Tank & 500 Gallon Pump						
AA500-4050	1.25	748 gal	57"	64"	67"	152"
500 gpd with 400 Gallon Pre-Tank & 750 Gallon Pump						
AA500-4075	1.25	748 gal	57"	64"	67"	171.5"
500 gpd with 400 Gallon Pre-Tank & 900 Gallon Pump						
AA500-4090	1.25	748 gal	57"	64"	67"	183.5"
600 gpd with 400 Gallon Pre-Tank & 750 Gallon Pump						
AA600W-4075	1.50	857 gal	58"	69"	68"	164.75"

**No
Diffusers
to clean!**

**Minimal
Maintenance!**



— AQUA SAFE® AQUA AIRE® — NITROGEN REDUCTION

AquaSafe® NR Series

The AquaSafe® NR is a 600 gallon per day treatment unit accompanied by a Pre-Tank which achieves treatment by a flow through process. Continuous aeration is provided by a linear air pump which delivers air through an air drop line.

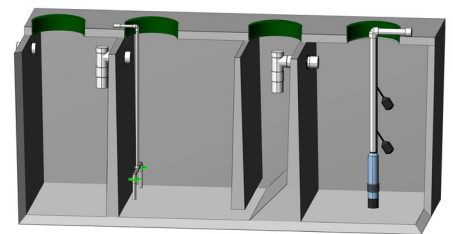
Model/ GPD	BOD	Aeration Clarification Volume	Inlet Height	Width	Flange Height	Length
600 gpd Fiberglass Models						
AS600 + 4 NR	1.50	1190	70"	66"	76"	119"
AS600 + 5 CP NR	1.50	1190	70"	66"	76"	66"

Model/ GPD	BOD	Aeration Clarification Volume	Inlet Height	Width	Height w/ 3" Lid	Length
600 gpd Concrete Models						
AS600-C 4 + 75 NR	1.50	1190	73"	72"	82"	147"
AS600 + 5 C NR	1.50	1190	70"	66"	76"	160"
AS600 + 5 C CP NR	1.50	1190	70"	66"	82"	66"



AquaAire® NR Series

Model/ GPD	BOD	Aeration Clarification Volume	Inlet Height	Width	Height w/ 3" Lid	Length
500 gpd with 350 Pre-Tank						
AA500-35 NR	1.25	748	57"	63"	67"	102"
500 gpd with 400 Pre-Tank & 750 Pump						
AA500-4075 NR	1.25	748	57"	63"	67"	170.5"
500 gpd with 400 Pre-Tank & 900 Pump						
AA500-4090 NR	1.25	748	57"	63"	67"	183.5"



NOTE: Pre-Tank Models/Pump Tank Models
 +3 denotes 300 gal F/G tank (attached)
 +75 denotes 750 gal F/G tank (attached)

+5 denotes 500 gal F/G tank (attached)
 +1000 denotes 1000 gal F/G tank (attached)



Ecological Tanks Inc.

Fiberglass Pre-Tanks • Pump Tanks • Septic Tanks

Fiberglass Tanks

Septic Tank Size	Width	Flange Height
100 Gallon Tank	27"	37"
300 Gallon Tank	42"	48"
500 Gallon Tank	53"	60"
750 Gallon Tank	84"	60"
1000 Gallon Tank	66"	76"
1200 Gallon Tank	72"	76"
1500 Gallon Tank	81"	76"
2000 Gallon Tank	81"	98"
3000 Gallon Tank	98"	98"



Fiberglass Pump Tanks

Pump Tank Size	Pump Tank Capacity	Inlet Height	Width	Flange Height
300 Pump Tank	300 gal	70"	37"	76"
500 Pump Tank	500 gal	70"	49"	76"
706 Pump Tank	706 gal	54"	69"	60"
750 Pump Tank	750 gal	70"	64"	76"
1000 Pump Tank	1000 gal	70"	73"	76"
1200 Pump Tank	1000 gal	70"	80"	76"
1500 Pump Tank	1500 gal	70"	55"	76"
2000 Pump Tank	2000 gal	70"	55"	76"



NOTE: All tanks come completely plumbed with 20" riser and lid.
(Optional 24" Riser)

All pump tanks come complete with 6" anti-floatation flange affixed to bottom of tank. (Optional tablet chlorinator)

— COMPRESSORS —



Linear Air Compressors

HiBlow JA150 Linear Compressor
HiBlow JA200 Linear Compressor (CFM 2.0)
HiBlow JA200 Linear Compressor/Alarm Unit (CFM 2.0)
HiBlow JA300 Linear Compressor (CFM 3.1)
HiBlow HP60-010A/JA300 Linear Compressor/Alarm Unit (CFM 3.7)
HiBlow HP80-0123/JA380 Linear Compressor (500 gpd) (CFM 3.7)
HiBlow HP80-013A/JA380 Linear Compressor/Alarm Unit (500 gpd) (CFM 3.7)
HiBlow HP80-W Dual Port Linear Compressor (CFM 3.8)
HiBlow HP80-0143/JA400 Linear Compressor (600 gpd) (CFM 4.4)
HiBlow HP80-033A/JA400AL Linear Compressor/Alarm Unit (600 gpd) (CFM 4.4)
HiBlow HP80-W Powered up Dual Port Compressor (CFM 4.0)
HiBlow HP100-0110/JA420 Linear Compressor (CFM 4.1)
HiBlow HP120LL-0125/JA500AL Linear Compressor (750 or 800 gpd) (CFM 4.6)
HiBlow HP120LL-015A/JA500AL Linear Compressor/Alrm Unit (750 or 800 gpd) (CFM 4.6)
HiBlow HP150-0123/JA700 Linear Compressor (1000 gpd) (CFM 6.3)
HiBlow HP150-013A/JA700AL Linear Compressor/Alrm Unit (1000 gpd) (CFM 6.3)
HiBlow HP200-0123/JA800 Linear Compressor (1500 gpd) (CFM 8.2)



Rotary Air Compressors

Thomas QR 30 Rotary Vane Compressor (500 or 600 gpd)
Gast AT05-560-G215DX Rotary Vane Compressor (750 or 800 gpd)
Gast 0823 Rotary Vane Compressor (1000 or 1200 gpd)
Gast 1023 Rotary Vane Compressor (1500 Compressor)



PUMPS



Spray Pumps

½ hp 10 gpm Sta-Rite Dominator 10 115V bottom suction spray pump
½ hp 20 gpm Sta-Rite Dominator 20 115V bottom suction spray pump
½ hp 20 gpm Sta-Rite Step 20 115V mid-suction spray pump w/ check valve
½ hp 20gpm Goulds 20EB0521J 115V mid-suction spray pump w/ check valve
¾ hp 20 gpm Goulds 20EB0722J 230V mid-suction spray pump w/ check valve
1 hp 20 gpm Goulds 20EB1022J 230V mid-suction spray pump w/ check valve
1 hp 33 gpm Goulds 33EB1022J 230V mid-suction spray pump w/ check valve
1 ½ hp 33 gpm Goulds 33EB1522J 230V mid-suction spray pump w/ check valve



Effluent Pumps

½ hp 1 ½" discharge Myers MDC233P1 115V ½" solids handling with float
½ hp 1 ½" discharge Myers MDC250P1 115V ½" solids handling with float



Sewage Pumps


½" hp 2" discharge Sta-Rite SC550-110T 115V 2" solids handling (no float)



Grinder/Non-Clog Pumps

2 hp 1 ¼" discharge Goulds RGS2012 230V (leg kit sold separately)
Leg kit for Goulds RGS2012
½ hp 2" Goulds WSO511B
Ashland 2 hp Grinder Pump





Control Panels and Alarms

A Division of Ecological Tanks, Inc.

Controls

Building the panels with the features you need in the wastewater industry, the control panels and alarms are equipped to meet the expectations of our customers.

Gravity Feed Aerobic System Panels

Standard Features: 120 VAC 10-amp compressor circuit, dual action pressure switch for combined low air and high water alarm requiring no floats. Test/Mute switch for testing built-in visual and audible alarms. All panels must be installed within 100ft of the aerobic plant.

Model 224: Our base aerobic control with all of the standard features. Additional options include adding compressor circuits, or upgrading existing circuit breakers, for the more demanding rotary units. (240 VAC optional).

RAB - Basic: Our most popular option for Ecological Tanks EZ lid option, allowing the centralization of all components on the lid of the treatment plant with a base and cover. It has all the standard aerobic features with the exception of the alarm components located in a remotely mounted panel. **RAB** designations on model names indicate they have a remote alarm box. Most of the following simplexes have the option available to take advantage of Ecological Tanks "EZ" tank lids. This allows options to have systems prewired at factory for faster installations with minimal field wiring.

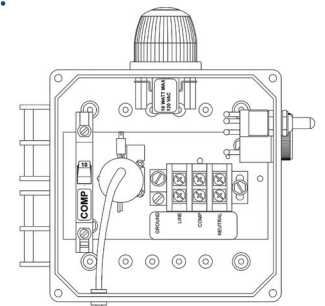
Poly Simplex Panels

Standard Features: 120 VAC 20-amp pump circuit with test switch, 120 VAC 10-amp compressor circuit with optional pressure switch, and visual/audible alarm with a test/mute switch inside a 4X rated enclosure. Requires floats for high water alarm and pump operation.

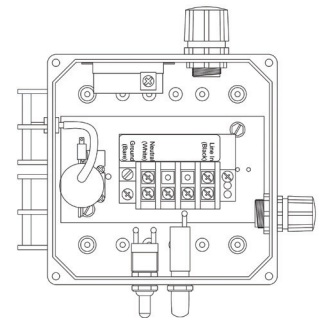
Model 201: Our basic demand lift station panel excluding compressor circuit and pump test switch. Additional options include a contactor for 2 HP grinder pump with test switch, latching two float circuit for water level control, and a 240 VAC pump variant.

Model 202: Demand lift station panel with all standard features. Available options include upgrading pump circuit, remote alarm box for EZ lid installation, and upgrade/adding of compressor circuits. A 240 VAC pump variant is available.

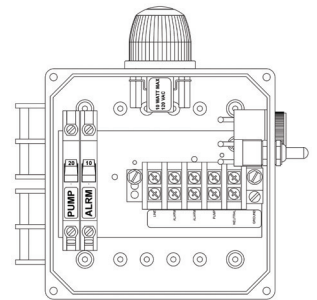
Model 203: Timer controlled simplex for spray fields. Features a 24-hour timer that governs the pump floats in 15 minute increments. An override float can bypass the timer. Options can be changed for pump circuit rating, remote alarm box for EZ lid installation, and upgrade/adding of compressor circuits.



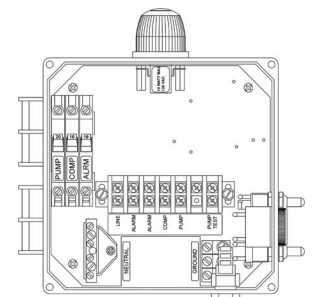
Model 224



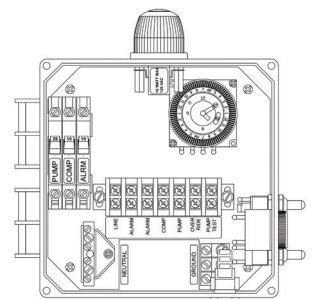
RAB - Basic




Model 201



Model 202



Model 203



Control Panels and Alarms

A Division of Ecological Tanks, Inc.

Controls

Model 217: Timer controlled simplex for micro-dosing. Features a repeat cycle micro dosing timer that governs the pump contacts. Increments for both ON/OFF times can be set from seconds, minutes, and hours. An override float can bypass the timer. Options can be changed for pump circuit rating, remote alarm box for EZ lid installation, and upgrade/adding of compressor circuits.

DRP - 1: Our drip field model containing all standard circuits with the inclusion of a programmable logic controller to run and maintain a drip field. The program consists of many timer parameters and counters that can be used for self-maintenance and troubleshooting. After a set amount of dosing cycles, the program will automatically run a field and filter flush to keep the system running with optimal performance.

Metal Simplex Panels

Standard Features: 120VAC 20-amp pump circuit, 120 VAC 15-amp compressor circuit, and a visual/audible alarm with a test/mute switch inside a 3R rated steel enclosure. Requires floats for high water alarm and pump operation.

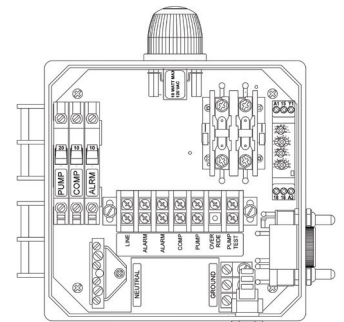
Model 103: All standard features.

Model 105: Added air pressure switch.

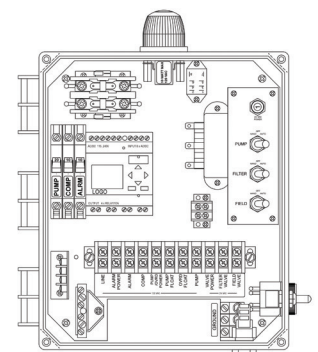
Model 106: Added air pressure switch and pump floats are governed by a 24-hour timer, set in 15 minute increments.

Duplex Panels

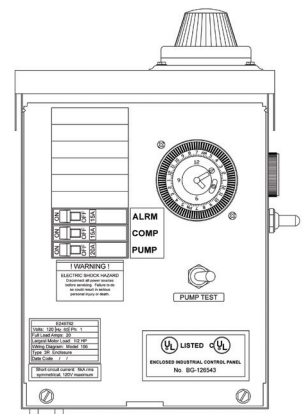
Pump options within range of 120~240 VAC, 0.5-3HP submersible pumps. Standard features include an alternating circuit for pump control with optional timer features, built-in high water alarm that will activate both pumps during overload, 120 VAC compressor circuit with optional pressure switches, and other features depending on the model. Additional features include hand-off-auto switches for each pump, pump selector switch for alternation override, support for multiple compressors, and designated alarm lamps.



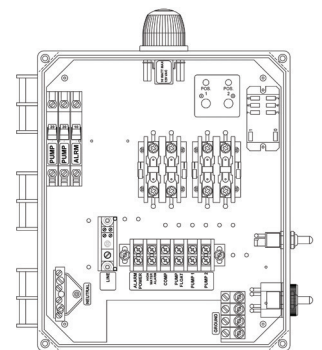
Model 217



DRP - 1



Model 106



DP1D - WCAP

— DRIP SYSTEMS —



Subsurface Drip Tubing


Geoflow PC 1/2" Tubing (WFPC 16-4-12)(12" spacing) (1 gph) 500' roll
Geoflow PC 1/2" Tubing (WFPC 16-2-24)(24" spacing)(1/2 gph)500' roll
Geoflow PC 1/2" Tubing (WFPC 16-4-24)(24" spacing)(1 gph) 500' roll
Geoflow Classic 1/2" Tubing (WF 16-4-24)(24" spacing)(1 gph) 500' roll
Netafim Bioline 1/2" Tubing (.62 GPH) 1000' roll only

Headworks Filter Assemblies

Geoflow 1" single spin filter manual headworks assembly complete
Geoflow 1" dual spin filter manual headworks assembly complete
Geoflow 1" automatic filter and field flush assembly (without headworks enclosure)
Geoflow 1" automatic filter and field flush headworks assembly complete
Geoflow 1 1/2" automatic filter and field flush headworks assembly complete
1" Automatic field flush assembly complete with flow meter and valve box.

Drip Controllers

Model DRP-1 Drip King-Micro Dose auto flush drip system control panel (requires 4 floats, not included)
Model 217 Drip King-Micro Dose manual flush drip system control panel w/ pump test switch (requires 3 floats, not included)



— DRIP SYSTEMS —



Drip System Parts

Geoflow 1" 150 mesh screen filter
Geoflow 1 1/2" mesh screen filter
Netafim 1" 120 mesh disk filter
Netafim 1 1/2" super 140 mesh disk filter
Geoflow air vent and vacuum relief valve
Geoflow - 2-20 gpm pressure regulator
Geoflow - 2-20 gpm (40PSI) pressure regulator
Geoflow 10-32 gpm pressure regulator
Flow meter 3/4" OD x 5/8" ID
Geoflow slip adapter (1/2" slip x drip tubing)
Geoflow slip elbow (fits 1/2" tubing)
Geoflow Lock-slip elbow (fits 1/2" tubing)
Geoflow slip coupling (fits 1/2" tubing)
Netafim insert coupling (fits 1/2" tubing)
Geoflow adapter 1/2" MPT x 1/2" drip tubing
Geoflow adapter 3/4" MPT x 1/2" drip tubing
Netafim adapter 1/2" MPT x 1/2" drip tubing
Geoflow coupling fits 1/2" drip tubing

Netafim coupling fits 1/2" drip tubing
Geoflow 1" MPT Solenoid valve
Geoflow 1/4" NPT Lower mount pressure gauge
Geoflow 1/2" air relief vents for headworks box
Geoflow 1" x 5 1/4" Replacement screen filter (after 2004)
Geoflow 1" x 6 1/4" Replacement screen filter (prior to 2004)
Geoflow LTSLIP -600 adapter 1/2" SLIP x 1/2" Wasteflow Dripline
Netafim LTSLIP-600 adapter 1/2" SLIP x 1/2" Wasteflow Dripline



— FLOATS —


SJE Pump Master Mechanical pump float (10' cord)
SJE Junior Super Single pump float (product contains Mercury)(10' cord)
SJE Micro-Master Mechanical high-water alarm float (10' cord)
SJE Super Single pump float (15' cord)
SJE Pump Master Mechanical float with piggyback plug (for submersible pumps)



— PARTS & KITS —

Replacement Air Filters

Hiblow HP80 Filter
Hiblow HP100/150/200 Filter
Gast Rotary Internal Filter (RV03/AT03/RV05/AT05/0323/0523/0823/1023)
Gast Rotary External Filter (RV03/AT03/RV05/AT05/0323/0523)



Linear Rebuild Kits

HP60/80 Repair Kit (Chamber Blocks, Gasket, Semi Cover Packing and Filter)
HP100/120 (Chamber Blocks, Gasket, Semi Cover Packing and Filter)
HP120LL (Chamber Blocks, Gasket, Semi Cover Packing and Filter)
HP150/200 (Chamber Blocks, Gasket, Semi Cover Packing and Filter)

NOTE: All repair kits come complete with base gasket



— PARTS & KITS —

Rotary Repair Kits

AT03, AT05, RV03, RV05 Repair Kit

(4-Vanes, 2-O Rings, 1-internal felt filter, 1-Gasket, 2- Top External Filter Felts)

0323/0523 Repair Kits

(4-Vanes, 2-O Rings, 1-internal felt filter, 1-Gasket, 2- Top External Filter Felts)


0823/1023 Repair Kits

(4-Vanes, 2-O Rings, 1-internal felt filter, 1-Gasket, 2- Top External Filter Felts)



Control Panel Parts


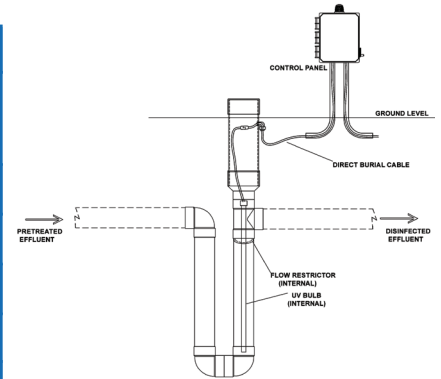
Please contact us for pricing and availability on control panel parts.



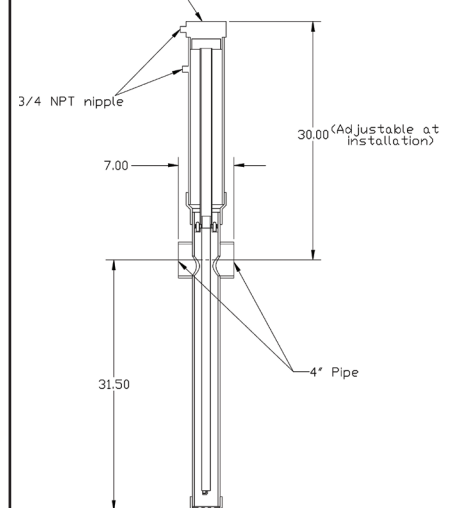
— PARTS & KITS —

UV Disinfection

Salcore UV Unit
Salcore Frame Hub Assembly (Support Frame & Gasket, UV Lamp/Quartz Tube & Teflon Cover)
Salcore Bulb Only
Salcore Electrical Sub Assembly (Alarm box, Ballast and UV lamp power cable)
Salcore Electrical Junction Box with indicators and alarm contacts
Salcore Electrical Ballast
Salcore UV Lamp Power Cable
Salcore Photo Electric Switch
UV Disinfector with TUD control Control is for UV only. Will need separate control for aerobic system.
UV Disinfector Bulb Assembly
UV Disinfector Ballast
UV Disinfector Assembly without TUD Control



Junction Box: connection for 120VAC or 12VDC line and external alarm



Switch - A power interlock switch automatically de-energizes the system during service.

Inlet - Treated wastewater enters the system through a 4" inlet hub.

Turbulence Inducer - Turbulence is created within the influent to accomplish more disinfection.

UV Bulb - The heavy duty, long-life bulb provides reliable disinfection. Our lamp will provide superior bacteria kill and maintain an extended service life.

Quartz Sleeve - The long-life bulb is encased within a transparent quartz sleeve to allow uniform heat dissipation.

Teflon Cover - A transparent Teflon cover creates the flow path. Resistant to bio-film growth, the Teflon cover ensures maximum UV transmittance.

Dual-Pass Design - Extended treatment time and exposure to UV light allow for maximum disinfection and performance for stringent environmental standards.

NEMA 4X Electrical Enclosure with Internal Ballast - The enclosure provides a watertight connection for power lines. The ballast is located inside this enclosure for long-life. The green light indicates proper operation of system.

Solid State Circuit Board - Function of the system is fully solid state, with a current sensing circuit. The current sensor automatically monitors the performance of the UV bulb and provides constant assurance of proper operation.

Simplified Wiring - A single incoming power cable is the only electrical connection required. The current sensing control center operated the bulb through a watertight pre-wired plug and play power cable assembly.

Outlet - Disinfected effluent exits the system through a 4" outlet hub.

ABS Housing - The system is contained within an ABS housing that is carbon-impregnated for maximum durability. The ABS housing is resistant to UV light and provides long operation life.

AQUA SAFE® AQUA AIRE®

LIMITED WARRANTY

Ecological Tanks, Inc., Aqua Safe® & Aqua Aire® (hereinafter identified as manufacturer) warrants each Aqua Safe® & Aqua Aire® wastewater treatment plant to the original purchaser only to be free from defects in materials and workmanship from the date of installation by an authorized dealer/installer for a period of two (2) years. Manufacturer warrants fiberglass tanks, for a limited period of five (5) years, to be free from defects in material and workmanship. Electrical controls, float switches and application pumps provided by the manufacturer are warranted for two (2) years. Concrete tanks are limited to two (2) years from date of installation. When properly installed and registered with the manufacturer, the manufacturer's sole obligation under this limited warranty is as follows:

To repair or exchange any components, F.O.B. factory, that in the manufacturer's judgment is defective, provided that said component part has been paid for and is returned through an authorized dealer, prepaid. The warrantee must specify the nature of the defect in writing to the manufacturer. The limited warranty makes no provision for any informal dispute settlement agreement.

The limited warranty does not cover any Aqua Safe® & Aqua Aire® wastewater treatment plant that has not been properly installed, damaged due to altered installation or improper wiring or overload protection, flooded by any external means, disassembled by any unauthorized person, filled with anything other than normal household wastewater or damaged by an act of nature. The limited warranty does not cover damages or

defects caused by ants, insects or rodents to any component part of the Aqua Safe® & Aqua Aire® wastewater treatment plant.

No warranty is made as to the field performance of any system. The limited warranty applies only to the Aqua Safe® & Aqua Aire® wastewater treatment plant itself and does not include any of the purchaser's plumbing, drainage and/or disposal system, house wiring or the installation of the Aqua Safe® & Aqua Aire® treatment plant.

The manufacturer reserves the right to replace any component part covered under this limited warranty with a component part, which in the manufacturer's judgment is equivalent to the part being replaced. The manufacturer claims no responsibility for any delays or damages caused by defective components or materials which cause losses incurred by interruption of service or for repairs or replacements of component parts covered by the limited warranty.





ECOLOGICAL TANKS, INC.

2247 Highway 151 North, Downsville, Louisiana 71234

Phone: (318) 644-0397 • Fax: (318) 644-7257 • 800-277-8179

www.etiaquasafe.com • sales@etiaquasafe.com